

TOWNSHIP OF WEISENBERG

ORDINANCE NO. 13-1

**AN ORDINANCE SETTING FORTH STANDARDS AND REGULATIONS
FOR THE DESIGN, INSTALLATION AND INSPECTION OF
DRYWELLS REQUIRED FOR STORM WATER MANAGEMENT**

WHEREAS, the Township wishes to set standards and regulations for the design, installation and inspection of drywells required for storm water management.

NOW, THEREFORE, BE IT ENACTED AND ORDAINED, by the Supervisors of the Township of Weisenberg, County of Lehigh and Commonwealth of Pennsylvania, as follows:

SECTION I: DRYWELLS

Drywells shall be required for storm water management of any residential lot and shall be installed as required by the Subdivision Ordinance when applicable or the approved Plot Plan required by paragraph 6 below and in accordance with the following standards whichever is more restrictive;

1. Drywell depth of absorption area shall be determined by the Township Sewage Enforcement Officer (S.E.O.) based on soil type or field observation of a soil profile for each dry well considering depth of water table or perched water table. The maximum depth of a dry well shall be above a limiting zone as defined by D.E.P., except for bedrock or open fractured rock as determined by the soil profile. Probes may be required for each planned lot of a development prior to plan approval. A minimum of one dry well shall be provided for the driveway and one for the dwelling or each building proposed on the Development Plan.
2. A rainfall depth of two and one-half (2.5) inches shall be used to determine the volume of storage required for each drywell.
3. The following isolation distances from the edge of a drywell to the following items shall be maintained:

Property Line	20 feet
Building Foundation	20 feet
Well	50 feet

Sewage disposal components and absorption area test sites	20 feet
Ultimate R.O.W.	10 feet

4. Drywells shall not be permitted within any drainage and utility easement. Drywells shall not be permitted on slopes in excess of 15%.
5. Capture and Conveyance of storm water to a drywell shall be as follows:
 - a. From buildings: Gutters, down spouts, 4-inch minimum diameter PVC pipe. (Schedule 40 PVC under driveway or equal).
 - b. From driveways: Trench grate (Poly-drain) or a yard catch basin may be utilized to capture driveway runoff and 4-inch diameter PVC conveyance pipe, (Schedule 40 PVC under driveway or equal) Both trench grates and yard inlets must be located beyond the ultimate right-of-way.
 - c. Underground conveyance pipe shall have a minimum pitch of 1/4 inch per foot.
6. A Plot Plan drawn to scale shall be provided to the Township for review of each building lot required to utilize drywells for Storm Water Management. The drywell plot plan can be incorporated into the septic system design plot plan and, if applicable, included within the building permit application.
 - a. The Plot Plan shall show the following proposed features: Building(s), Drywell(s), sewage disposal system, alternate sewage disposal system test site, well, driveway, accessory buildings, etc., as well as an example of the dry well volume to requirement calculation.
 - b. The Plot Plan shall also contain: Lot lines with dimensions, north arrow, street(s) with name(s), waterways, springs, creeks, and ponds.
7. Construction of a Drywell:
 - a. The Township appointed inspector shall be notified forty eight (48) hours prior to the excavation of a drywell so the inspector can schedule an onsite visit to verify the size of the excavation in accordance with the Plan and calculations.

- b. Excavation of the drywell shall be to the size and depth as shown on the above-mentioned Plot Plan. The excavation shall be filled with AASHTO No. 3 Stone (equivalent to 40% voids volume).
- c. The area between the precast seepage ring and the excavated sidewalls shall be backfilled with AASHTO No. 3 Stone.
- d. The top of the stone in the drywells shall be covered with an adequate geotextile fabric to support a minimum 1-foot of back fill material, topsoil, seed, and mulch.
- e. A reference shall be made to the construction standards for drywells. Attach as Exhibit "A" is a sample form.
- f. No rain gutters or downspouts shall be installed on the building prior to seepage pit installation.

8. Inspection

- a. The Township appointed inspector as directed by the Weisenberg Township Board of Supervisors shall perform the first inspection of the drywell excavation for size, depth and location requirements. The final inspection shall occur when the downspouts are installed and the seepage pit is installed and before the closing of the system. The owner or contractor shall request an inspection in sufficient time to allow such inspection.
- b. The Township may require inspection of any other part of the drywell collection system deemed necessary.

9. Fees

- a. The fee for drywell design review and inspection shall be established from time to time by the Township by Resolution for each drywell required.
- b. The fees are required to be paid prior to the issuance of a building permit for any lot which is required to provide a drywell as a Storm Water Management device as required by the Record Plan of a development.

10. A Certificate of Occupancy for a new building on a lot which requires a drywell for Storm Water Management shall not be issued until the Township appointed inspector determines the drywell system has been adequately installed and the Zoning Officer has received the certification of completion.

SECTION 2: ENFORCEMENT REMEDIES

Any person, partnership or corporation who or which has violated or permitted the violation of any of the provisions of this Ordinance shall be prosecuted by action brought before a Magisterial District Judge in the same manner provided for the enforcement of summary offenses under the Pennsylvania Rules of Criminal Procedure. Upon conviction thereof, a person, partnership or corporation shall be fined an amount not to exceed \$1,000 per violation and sentenced to a term of imprisonment, the maximum of which is not more than ninety (90) days. Each day that a violation continues shall constitute a separate violation.

SECTION 3: GENERAL REPEALER

All Ordinances or parts of Ordinances conflicting or inconsistent with the provisions of this Ordinance hereby adopted are hereby repealed.

SECTION 4: SEVERABILITY

The provisions of this Ordinance shall be severable, and if any provision hereof shall be declared unconstitutional, illegal or invalid, such decision shall not affect the validity of any of the remaining provisions of this Ordinance. It is hereby declared as a legislative intent of the Township that this Ordinance would have been amended as if such unconstitutional, illegal or invalid provision or provisions had not been included herein.

SECTION 5: EFFECTIVE DATE

The provisions of this ordinance shall become effective on the fifth (5th) day following enactment.

DULY ENACTED AND ORDAINED on this 14th day of January, 2013, by the Board of Supervisors of Weisenberg Township in lawful session duly assembled.

ATTEST:

TOWNSHIP OF WEISENBERG

Donald P. Breininger

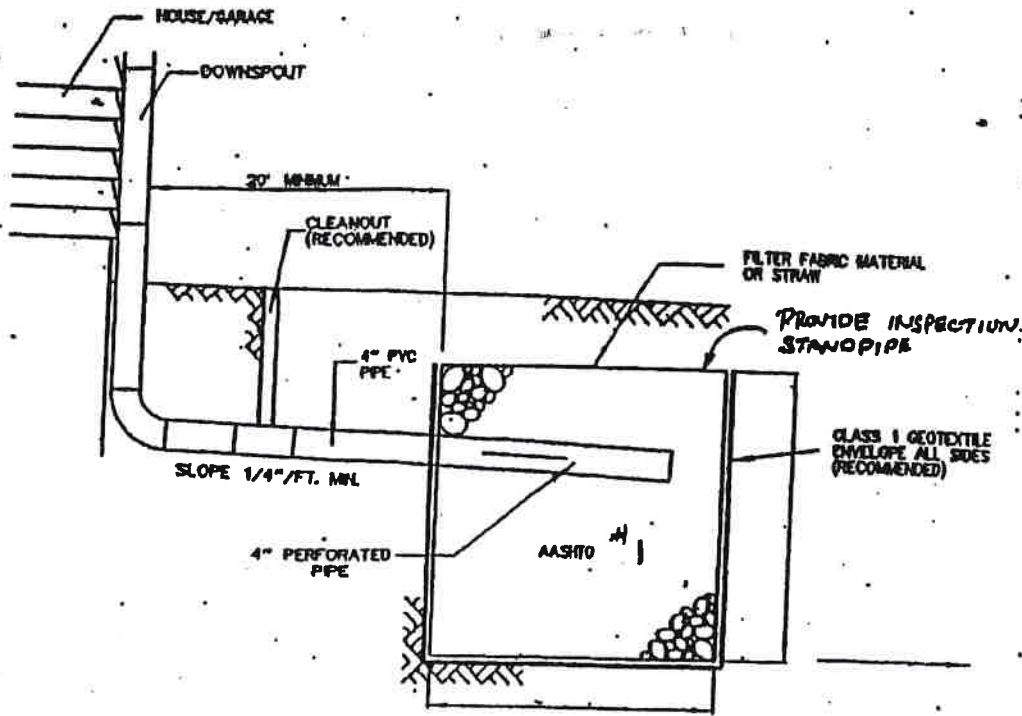
Albert G. Milled

Linda G. Grogan

Thomas W. Galt

It is hereby certified that the Ordinance set forth above was duly adopted at a meeting of the Board of Supervisors on

Donald P. Breininger
Donald P. Breininger, Secretary



- NOTE:**
- ALL PIPING MUST HAVE A MINIMUM SLOPE OF 1/4" PER FOOT
 - ALL ROOF DRAINS ARE TO BE CONNECTED TO THE SEEPAGE TANK.
 - THE DRIVEWAYS AND ADJACENT LAWN AREAS ARE TO BE GRADED SO THAT ALL THE DRIVEWAY AREA ABOVE THE DRAIN FLOWS INTO THE DRAIN, BUT THAT NO LARGE LAWN AREAS WILL DRAIN TOWARD THE TRENCH DRAIN.

DWELLING SEEPAGE TANK VOLUME CALCULATIONS:

$$\text{SQ. FT. OF DWELLING OR DRIVEWAY} \times \frac{2.5 \text{ (RAINFALL DEPTH OVER IMP. AREA)}}{12 \text{ (CONVERT TO FEET)}} = \text{REQUIRED CUBIC FT. OF DRYWELL VOLUME}$$

(when you use stone equal to formerly #3 in a seepage pit, you must divide cubic feet by .40 to account for the area of stone)

Formula:

Square Feet of Building or Driveway = sqft.
 (length x width)

x 2.5"

=

÷ 12

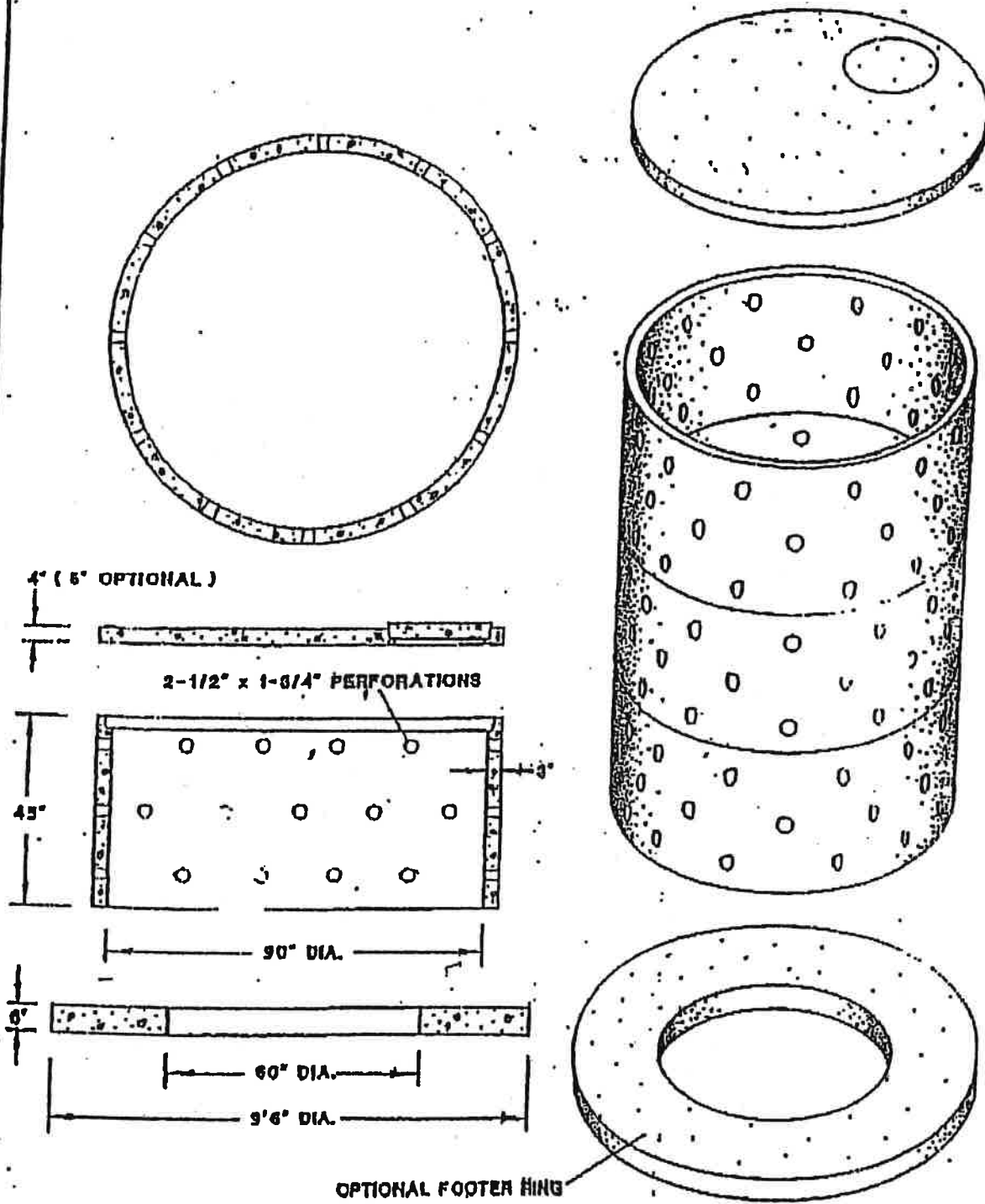
= cuft.

÷ .4 (if #3 stone)

= cuft. of stone pit

TYPICAL SEEPAGE PIT DETAIL

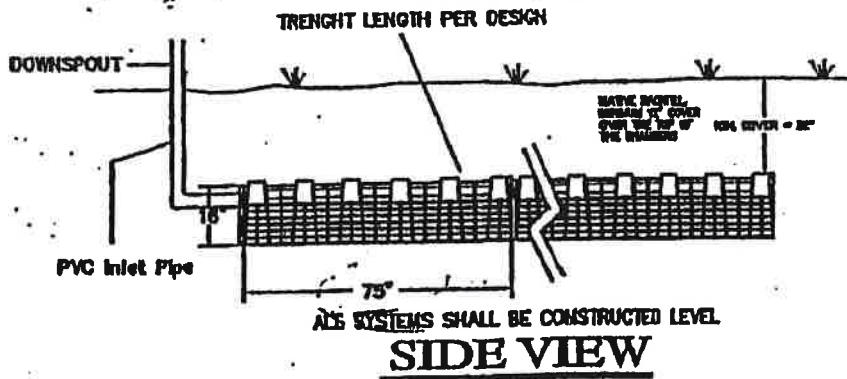
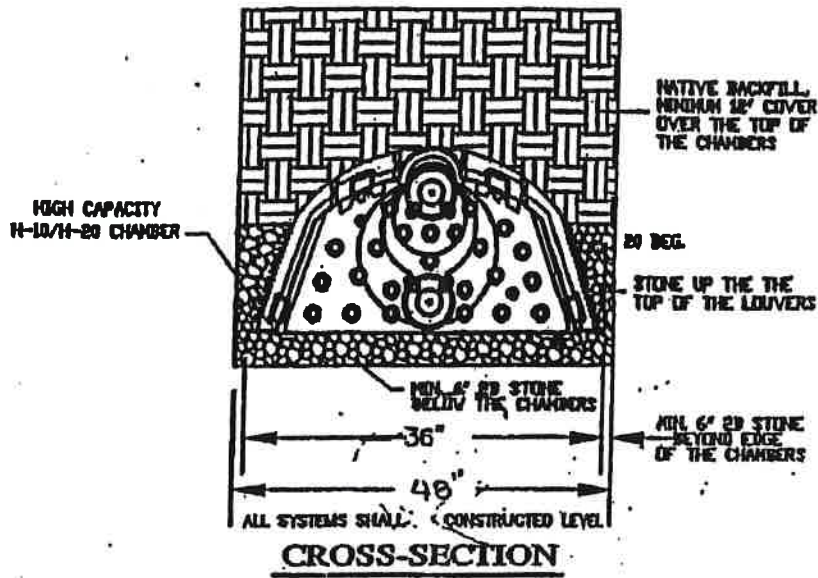
NTS



90" DIA. SEEPAGE TANK

TYPICAL SEEPAGE TANK DETAIL
 NTS

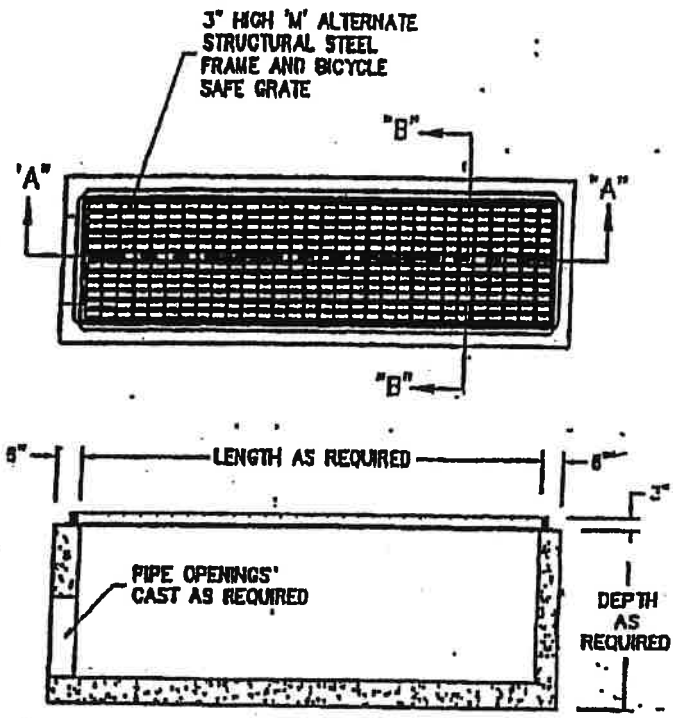
APPENDIX I



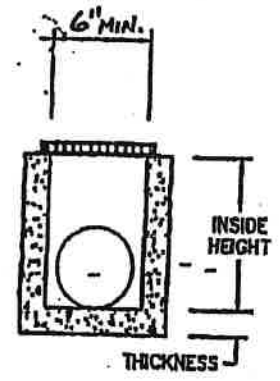
Each 16" x 36"x 75" section of the infiltrator chamber has a volume of 16.30 cubic feet

INFILTRATOR CHAMBER DETAIL

NOT TO SCALE

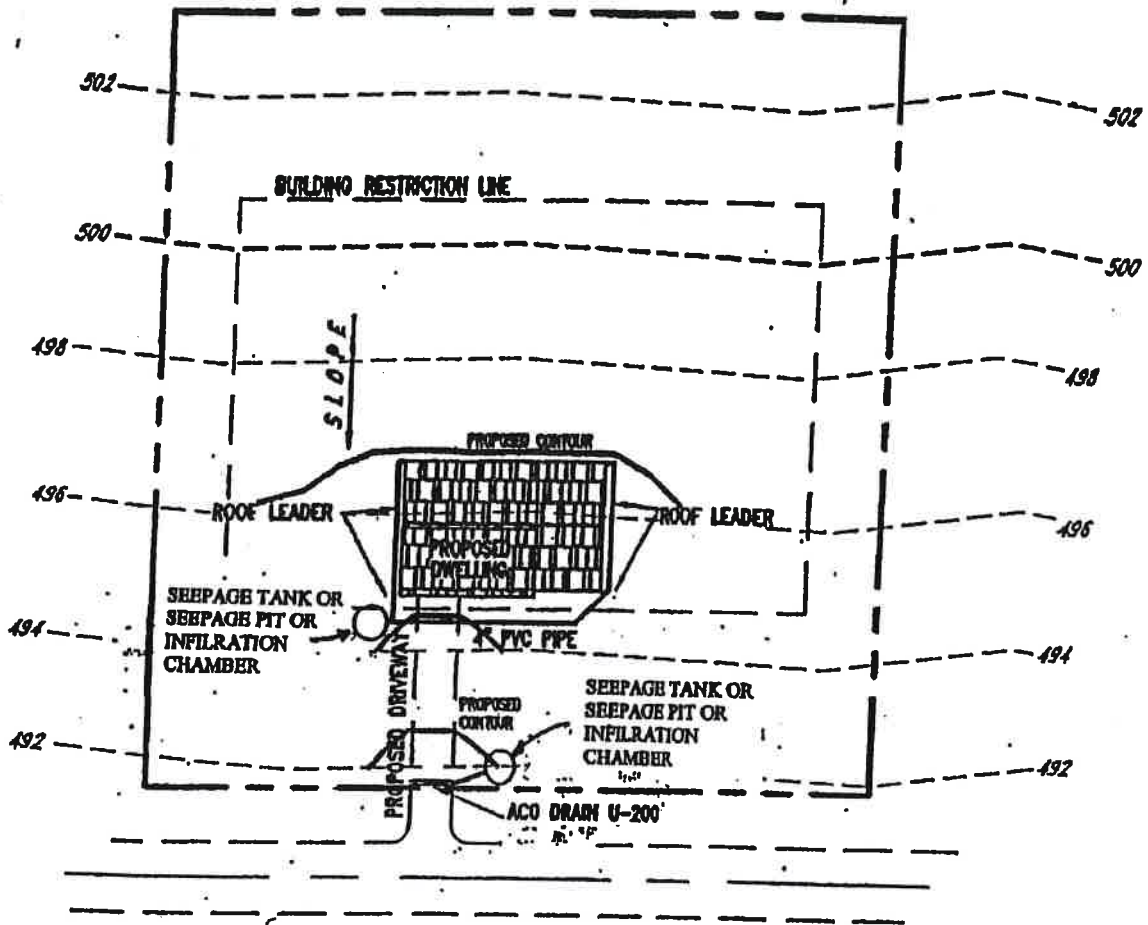


SECTION "A-A"



SECTION "B-B"

ACO DRAIN U-200



- NOTE:**
- ALL PIPING MUST HAVE A MINIMUM SLOPE OF 1/4" PER FOOT
 - ALL ROOF DRAINS ARE TO BE CONNECTED TO THE SEEPAGE TANK.
 - THE DRIVEWAYS AND ADJACENT LAWN AREAS ARE TO BE GRADED SO THAT ALL THE DRIVEWAY AREA ABOVE THE DRAIN FLOWS INTO THE DRAIN, BUT THAT NO LARGE LAWN AREAS WILL DRAIN TOWARD THE TRENCH DRAIN.

TYPICAL SEEPAGE PIT/TANK LOCATION PLAN

NTS